

SNOW

DOWN


It's that time of year again - when the weather gets colder and you may see snowflakes falling (especially in the BC Interior). Celebrate the snowy season of winter by making your very own snowflakes...

All you need is a:


- square piece of white paper
- pair of scissors

(don't be afraid to ask if you need help using the scissors and be careful, scissors can be sharp!)


1 Fold the paper diagonally to make a triangle.



2 Fold, along the dotted line as you see in the picture below. The corner of your paper triangle folds under.



3 Fold the other corner under as well.



4 Using your scissors, cut out shapes like circles, ovals and squares into the sides of the folded paper. (Tip: try to make your cut-outs the same on both sides). The more cut outs you make, the more detailed your snowflake will be.

When you have made your cut-outs - unfold the paper and enjoy your new snowflake!

SNOW FACT

When snow crunches beneath your boots - that's the sound of thousands of ice crystals being crushed!



SNOW FACT

Ever noticed how quiet it is after a snowfall? Freshly fallen snow absorbs sound. The deeper the snow, the greater the effect.



SNOW FACT


A snowy surface can reflect up to 95% of the sunlight shining on it. On bright days, remember to wear your sunglasses!



Fishyword

BC has many interesting fish species, not just within the ocean but in the lakes and rivers as well. Do your best to find these fish in this fishy-wordsearch...

ARTIC GRAYLING
BROOKTROUT
BURBOT
CARP
CUTTHROATTROUT
DOLLY VARDEN
KOKANEE
LAKE CHUB
LAKE WHITEFISH



LONGNOSE SUCKER
REDSIDE SHINER
STEELHEAD
STICKLEBACK
WHITE STURGEON

Next time:

THE ALL-BIRD ISSUE

Have any comments or questions?
Email the YNC at info@ync.ca



Return undeliverable
Canadian addresses to
YNC, 1620 Mt. Seymour Rd
N.Vancouver, BC V7G 2R9

Canadian Publication Mail Sales Agreement 40038882